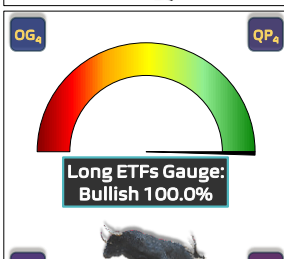
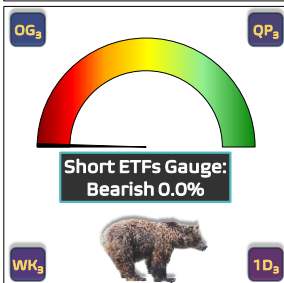


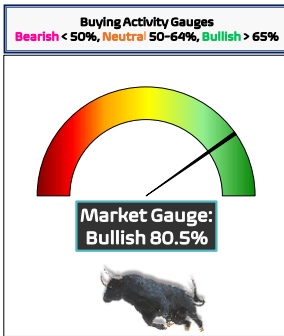


T&J's ETF Watchlist

March 8th, 2024

DTS	WK_DTS	Symbol	LastWk	Description	Last	20WKEMA	Q Piv	Starc+	Starc-
		FXE	\$ 100.01	INVSC CRNCYSH EURO CURRENCY ETF	\$ 100.99	\$ 100.13	\$ 100.41	\$ 102.20	\$ 97.69
		GDY	\$ 27.33	VanEck Gold Miners ETF	\$ 29.64	\$ 28.66	\$ 29.66	\$ 31.53	\$ 23.63
		GDJX	\$ 33.24	VanEck Junior Gold Miners ETF	\$ 35.93	\$ 34.76	\$ 36.06	\$ 38.50	\$ 28.41
		SLV	\$ 21.17	ISHARES SILVER TRUST ETF	\$ 22.23	\$ 21.33	\$ 21.37	\$ 23.34	\$ 19.07
		VPU	\$ 133.76	VANGUARD UTILITIES ETF	\$ 138.29	\$ 134.71	\$ 133.27	\$ 142.19	\$ 125.11
		XLU	\$ 61.72	SELECT SECTOR UTI SELECT SPDR ETF	\$ 63.75	\$ 62.28	\$ 61.60	\$ 65.70	\$ 57.78
		XOP	\$ 142.28	SPDR S&P OIL & GAS EXPL. & PROD ETF	\$ 143.10	\$ 137.97	\$ 139.81	\$ 150.01	\$ 125.28
		AIEQ	\$ 35.78	AMPLIFY AI POWERED EQUITY ETF	\$ 35.88	\$ 34.11	\$ 33.30	\$ 38.06	\$ 33.03
		GLD	\$ 192.89	SPDR GOLD SHARES ETF	\$ 201.63	\$ 188.24	\$ 184.22	\$ 200.68	\$ 181.22
		LEN	\$ 161.48	Lennar Corp A	\$ 164.19	\$ 144.89	\$ 135.98	\$ 172.15	\$ 140.52
		REMX	\$ 54.00	N/A	\$ 50.83	\$ 56.00	\$ 61.00	\$ 58.00	\$ 41.00
		PSCE	\$ 52.69	INVSC S&P SMALLCAP ENG PORT ETF	\$ 52.77	\$ 51.74	\$ 52.83	\$ 56.15	\$ 46.40
		ARKG	\$ 31.63	ARK GENOMIC REVOLUTION ETF	\$ 30.37	\$ 30.03	\$ 29.72	\$ 35.58	\$ 25.49
		EMB	\$ 88.43	ISHARES JP MORGAN USD EMERGING MARKE	\$ 89.21	\$ 87.08	\$ 86.16	\$ 90.85	\$ 85.18
		IWM	\$ 205.89	ISHARES RUSSELL 2000 ETF	\$ 206.83	\$ 194.09	\$ 189.29	\$ 216.61	\$ 186.06
		ARKK	\$ 51.14	ARK INNOVATION ETF	\$ 50.75	\$ 47.45	\$ 46.88	\$ 56.66	\$ 42.30
		ARKW	\$ 80.61	ARK NEXT GENERATION INTERNET ETF	\$ 82.34	\$ 71.20	\$ 68.09	\$ 86.90	\$ 67.52
		EEM	\$ 40.48	ISHARES MSCI EMERGING MARKETS ETF IV	\$ 40.82	\$ 39.55	\$ 39.01	\$ 42.14	\$ 37.93
		EFA	\$ 78.00	ISHARES MSCI EAFE ETF	\$ 79.25	\$ 74.71	\$ 72.23	\$ 80.08	\$ 73.64
		TRIP	\$ 27.16	Tipradvisor Inc	\$ 26.56	\$ 21.91	\$ 19.25	\$ 28.96	\$ 21.49
		TECB	\$ 48.00	ISHARES US TECH BRKTHRHG MLTSCTR ETF	\$ 47.74	\$ 43.66	\$ 40.22	\$ 50.01	\$ 44.20
		EWY	\$ 64.93	ISHARES MSCI SOUTH KOREA ETF	\$ 62.27	\$ 62.98	\$ 62.11	\$ 69.30	\$ 59.65
		FBT	\$ 154.54	FIRST TRUST NYSE ARCA BIOTECH ID ETF	\$ 155.01	\$ 150.55	\$ 149.27	\$ 161.81	\$ 140.31
		FDN	\$ 205.04	FIRST TRUST INTERNET INDEX OF CF ETF	\$ 202.35	\$ 187.66	\$ 174.09	\$ 216.89	\$ 186.97
		PXI	\$ 23.92	ISHARES CHINA LARGE CAP ETF	\$ 23.47	\$ 23.96	\$ 24.76	\$ 25.65	\$ 20.47
		FXR	\$ 69.34	FIRST TR INDL PROD DRBL ALPHA ETF IV	\$ 70.11	\$ 64.32	\$ 61.14	\$ 71.98	\$ 64.35
		GAMR	\$ 58.35	AMPLIFY VIDEO GAME TECH ETF	\$ 57.60	\$ 57.24	\$ 56.32	\$ 62.09	\$ 53.94
		HEDJ	\$ 46.58	WISDOMTREE EUROPE HEDGED EQTY ETF	\$ 46.76	\$ 43.41	\$ 41.11	\$ 47.51	\$ 43.71
		HEWG	\$ 34.14	ISHARES CURRENCY HEDGED MSCI GER ETF	\$ 34.10	\$ 32.23	\$ 30.92	\$ 34.39	\$ 32.25
		HEZU	\$ 35.34	ISHARES CURRENCY HEDGED MSCI EUROZON	\$ 35.56	\$ 33.50	\$ 32.08	\$ 35.98	\$ 33.55
		HYG	\$ 77.18	ISHARES IBOXX HIGH YIELD BOND ETF	\$ 77.40	\$ 76.49	\$ 75.72	\$ 79.06	\$ 75.41
		IAU	\$ 39.40	ISHARES GOLD ETF	\$ 41.18	\$ 38.44	\$ 37.61	\$ 40.99	\$ 37.01
		IBB	\$ 139.81	ISHARES BIOTECHNOLOGY ETF	\$ 138.65	\$ 132.65	\$ 128.51	\$ 146.25	\$ 127.60
		IBUY	\$ 56.74	AMPLIFY ONLINE RETAIL ETF	\$ 56.76	\$ 51.45	\$ 49.79	\$ 58.65	\$ 49.33
		EMG	\$ 50.97	ISHARES CORE MSCI EMERGING ETF	\$ 51.34	\$ 49.71	\$ 48.98	\$ 52.92	\$ 47.87
		IEV	\$ 54.10	ISHARES EUROPE ETF	\$ 55.04	\$ 52.05	\$ 50.48	\$ 55.78	\$ 51.18
		IHF	\$ 52.70	ISHARES US HEALTHCARE PRO ETF	\$ 53.16	\$ 52.21	\$ 51.39	\$ 56.08	\$ 50.49
		IHI	\$ 57.42	ISHARES US MEDICAL DEVICES ETF	\$ 58.62	\$ 54.53	\$ 50.76	\$ 60.71	\$ 53.94
		IPO	\$ 39.68	RENAISSANCE IPO ETF	\$ 40.37	\$ 35.95	\$ 35.16	\$ 41.95	\$ 34.05
		ITB	\$ 109.64	ISHARES US HOME CONSTRUCT ETF	\$ 109.77	\$ 98.18	\$ 92.04	\$ 114.72	\$ 96.23
		IWD	\$ 172.15	ISHARES RUSSELL 1000 VALUE ETF	\$ 174.06	\$ 164.44	\$ 158.19	\$ 176.41	\$ 163.43
		IYR	\$ 91.98	ISHARES GLOBAL HEALTHCARE ETF	\$ 92.71	\$ 88.16	\$ 83.91	\$ 95.20	\$ 87.42
		IXJ	\$ 89.56	ISHARES US REAL ESTATE ETF	\$ 90.85	\$ 87.08	\$ 85.71	\$ 94.35	\$ 82.16
		IYT	\$ 70.44	ISHARES US TRANSPORTATION ETF	\$ 70.14	\$ 65.56	\$ 61.60	\$ 73.26	\$ 64.91
		JNK	\$ 94.41	SPDR BLMBRG BRCLY HGH YLD BND ETF	\$ 94.70	\$ 93.66	\$ 92.71	\$ 96.89	\$ 92.18
		KBE	\$ 44.09	SPDR S&P BANK ETF	\$ 45.40	\$ 43.21	\$ 42.46	\$ 48.57	\$ 40.01
		LIT	\$ 47.16	GLOBAL X LITHIUM BATTERY TECH ETF	\$ 44.18	\$ 47.24	\$ 50.57	\$ 48.85	\$ 37.81
		MDY	\$ 531.61	SPDR S&P MIDCAP 400 ETF	\$ 539.40	\$ 500.91	\$ 481.86	\$ 550.05	\$ 492.30
		PFF	\$ 31.94	ISHARES PREFERRED INCOME SEC ETF IV	\$ 32.23	\$ 31.33	\$ 30.28	\$ 33.02	\$ 30.99
		PSCH	\$ 42.88	INVSC S&P SMAL HEALTH PORT ETF IV	\$ 43.19	\$ 44.32	\$ 40.43	\$ 45.84	\$ 39.31
		QQQ	\$ 445.61	INVSC QQQ TRUST SRS 1 ETF IV	\$ 439.02	\$ 411.87	\$ 388.26	\$ 461.53	\$ 411.15
		RWR	\$ 93.94	SPDR DOW JONES REIT ETF	\$ 95.32	\$ 91.60	\$ 89.93	\$ 99.40	\$ 96.75
		SMH	\$ 220.54	VanEck Semiconductor ETF	\$ 224.99	\$ 185.32	\$ 162.57	\$ 230.75	\$ 186.24
		SOCL	\$ 40.12	GLOBAL X FUNDS SOCIAL MEDIA ETF	\$ 39.75	\$ 39.19	\$ 38.22	\$ 43.13	\$ 37.05
		SPXL	\$ 127.04	DIREXION DAILY S&P 500 BULL 3X ETF	\$ 125.73	\$ 107.31	\$ 92.36	\$ 135.15	\$ 107.85
		SPY	\$ 512.85	SPDR S&P 500 ETF	\$ 511.72	\$ 479.98	\$ 454.02	\$ 525.15	\$ 484.01
		TBT	\$ 33.15	PROSHARES ULTRASHT 20 PLS YR TRSY ETF	\$ 32.35	\$ 33.78	\$ 34.79	\$ 37.31	\$ 29.12
		TQQQ	\$ 63.13	PSHR ULTRAPRO ETF DV	\$ 60.06	\$ 51.90	\$ 44.39	\$ 69.10	\$ 50.14
		USMV	\$ 81.79	ISHARES MSCI USA MIN VOL FCOTR ETF	\$ 82.13	\$ 78.61	\$ 75.74	\$ 83.63	\$ 78.66
		USO	\$ 74.96	UNITED STATES OIL ETF	\$ 73.36	\$ 71.59	\$ 70.82	\$ 80.32	\$ 63.96
		VAV	\$ 193.94	VANGUARD MATERIALS ETF	\$ 197.10	\$ 185.20	\$ 181.56	\$ 199.98	\$ 179.53
		VB	\$ 221.29	VANGUARD SMALL CAP ETF IV	\$ 222.88	\$ 208.45	\$ 201.58	\$ 230.29	\$ 203.50
		VBK	\$ 256.62	VANGUARD SMALL CAP GROWTH ETF	\$ 257.24	\$ 237.52	\$ 227.86	\$ 266.90	\$ 231.98
		VCR	\$ 317.39	VANGUARD CONSUMER DISCRETIONARY ETF	\$ 310.16	\$ 297.48	\$ 287.26	\$ 327.55	\$ 291.36
		VDC	\$ 198.26	VANGUARD CONSUMER STAPLES ETF	\$ 200.01	\$ 192.42	\$ 185.44	\$ 204.24	\$ 189.40
		VDE	\$ 121.68	VANGUARD ENERGY ETF	\$ 122.91	\$ 118.99	\$ 119.87	\$ 127.87	\$ 110.73
		VEA	\$ 49.20	VANGUARD FTSE DEVELOPED MKTS ETF IV	\$ 49.97	\$ 47.29	\$ 45.85	\$ 50.63	\$ 46.46
		VFH	\$ 97.91	VANGUARD FINANCIALS ETF	\$ 98.92	\$ 91.86	\$ 86.94	\$ 101.09	\$ 92.19
		VGK	\$ 65.77	VANGUARD FTSE EUROPE ETF	\$ 66.84	\$ 63.32	\$ 61.49	\$ 67.89	\$ 62.10
		VGT	\$ 527.39	VANGUARD INFORMATION TECHNOLOGY ETF	\$ 521.49	\$ 486.45	\$ 456.53	\$ 551.67	\$ 480.88
		VHT	\$ 268.50	VANGUARD HEALTH CARE ETF	\$ 268.53	\$ 255.00	\$ 241.62	\$ 277.90	\$ 254.45
		VIS	\$ 234.70	VANGUARD INDUSTRIALS ETF	\$ 236.15	\$ 218.67	\$ 208.46	\$ 240.80	\$ 219.14
		VNQ	\$ 86.57	VANGUARD REAL ESTATE ETF	\$ 87.73	\$ 84.24	\$ 83.02	\$ 91.43	\$ 79.31
		VOT	\$ 231.58	VANGUARD MID CAP GROWTH ETF	\$ 231.76	\$ 216.48	\$ 206.85	\$ 238.78	\$ 214.30
		VPL	\$ 74.99	VANGUARD FTSE PACIFIC ETF	\$ 76.12	\$ 71.68	\$ 69.29	\$ 77.05	\$ 70.44
		VSS	\$ 114.48	VGRD FTSE ALL WRLD EX US SML CAP ETF	\$ 115.66	\$ 111.84	\$ 109.89	\$ 118.45	\$ 107.83
		MU	\$ 95.15	Micron Technology	\$ 97.62	\$ 83.09	\$ 79.03	\$ 100.28	\$ 76.49
		VT	\$ 108.46	VANGUARD TOTAL WORLD STOCK ETF	\$ 108.91	\$ 102.71	\$ 98.34	\$ 111.01	\$ 102.67
		VTI	\$ 254.90	VANGUARD TOTAL STOCK MARKET ETF	\$ 254.43	\$ 238.57	\$ 226.13	\$ 261.33	\$ 239.96



	VTV	\$ 156.84	VANGUARD VALUE ETF	\$ 158.16	\$ 149.65	\$ 143.64	\$ 160.55	\$ 149.20
	VVO	\$ 41.57	VANGUARD FTSE EMERGING MARKETS ETF	\$ 41.76	\$ 40.62	\$ 39.98	\$ 43.03	\$ 39.05
	VYM	\$ 116.16	VANGUARD HIGH DIVIDEND YIELD ETF	\$ 117.33	\$ 111.47	\$ 107.46	\$ 118.95	\$ 110.72
	XBI	\$ 101.53	SPDR S&P BIOTECH ETF	\$ 98.95	\$ 87.88	\$ 81.70	\$ 105.59	\$ 83.54
	XES	\$ 85.03	SPDR S&P OIL & GAS EQUIP & SERVS ETF	\$ 85.58	\$ 84.03	\$ 86.28	\$ 91.96	\$ 73.40
	XHB	\$ 104.39	SPDR S&P HOMEBUILDERS ETF	\$ 104.76	\$ 93.42	\$ 87.30	\$ 109.01	\$ 92.45
	XHE	\$ 85.25	SPDR SERIES TRUST HLTH CR EQUIP	\$ 86.32	\$ 83.33	\$ 78.80	\$ 92.19	\$ 79.72
	XLB	\$ 87.96	SPDR FUND MATERIALS SELECT SECTR ETF	\$ 89.35	\$ 83.94	\$ 82.06	\$ 90.48	\$ 81.36
	XLC	\$ 80.02	COMMUNICAT SVS SLCT SEC SPDR ETF	\$ 79.59	\$ 74.61	\$ 69.61	\$ 83.91	\$ 75.16
	XLE	\$ 87.14	ENERGY SELECT SECTOR SPDR ETF	\$ 88.17	\$ 85.20	\$ 85.71	\$ 91.74	\$ 79.48
	XLF	\$ 40.29	SELECT STR FINANCIAL SELECT SPDR ETF	\$ 40.62	\$ 37.80	\$ 35.59	\$ 41.55	\$ 38.08
	XLI	\$ 121.52	SELECT SECTOR INDUSTRIAL SPDR ETF	\$ 122.30	\$ 113.51	\$ 108.17	\$ 124.49	\$ 113.71
	XLK	\$ 210.76	TECHNOLOGY SELECT SECTOR SPDR ETF	\$ 207.35	\$ 193.97	\$ 181.90	\$ 219.70	\$ 192.31
	XLP	\$ 74.46	SPDR FUND CONSUMER STAPLES ETF	\$ 75.16	\$ 72.62	\$ 69.89	\$ 77.04	\$ 71.28
	XLRE	\$ 39.54	REAL ESTATE SELECT SCTR SPDR ETF	\$ 40.17	\$ 38.27	\$ 37.60	\$ 41.58	\$ 36.25
	XLV	\$ 146.34	SELECT SECTOR HEALTH CARE SPDR ETF	\$ 146.43	\$ 139.35	\$ 131.89	\$ 151.77	\$ 138.98
	XLY	\$ 185.02	SPDR FUND CONSUMER DISCRE SELECT ETF	\$ 180.31	\$ 174.63	\$ 169.61	\$ 191.25	\$ 169.70
	XME	\$ 57.37	SPDR S&P METALS & MINING ETF	\$ 58.57	\$ 55.92	\$ 56.55	\$ 62.63	\$ 51.45
	RPV	\$ 83.26	INVSC S P 500 PURE VALUE ETF	\$ 84.48	\$ 80.32	\$ 77.77	\$ 87.02	\$ 78.34
	ITA	\$ 127.89	ISHARES US AEROSPACE DEFENSE ETF	\$ 129.18	\$ 122.34	\$ 118.56	\$ 132.25	\$ 120.22
	XRT	\$ 77.02	SPDR S&P RETAIL ETF	\$ 75.62	\$ 70.03	\$ 67.71	\$ 79.69	\$ 68.40
	RPG	\$ 36.25	INVSC S P 500 PURE GROWTH ETF	\$ 36.00	\$ 37.16	\$ 31.22	\$ 37.28	\$ 33.00
	TNA	\$ 40.60	DIREXION DAILY SMALL CAP BULL 3X ETF	\$ 40.96	\$ 35.61	\$ 34.47	\$ 46.63	\$ 29.99
	UPRO	\$ 66.77	PROSHARES ULTRAPRO S&P 500 ETF	\$ 66.14	\$ 56.47	\$ 48.61	\$ 71.09	\$ 56.76
	IIR	\$ 107.90	ISHARES CORE S&P SMALL CAP ETF	\$ 108.01	\$ 103.66	\$ 102.04	\$ 114.09	\$ 99.43
	AIQ	\$ 33.91	GLOBAL X FUND GLB X ART INTL TGY ETF	\$ 33.65	\$ 31.15	\$ 29.34	\$ 35.08	\$ 31.03
	DIA	\$ 391.31	SPDR DOW JONES INDUSTRIAL AVRG ETF	\$ 387.99	\$ 373.54	\$ 359.26	\$ 401.52	\$ 375.11
	JETS	\$ 20.10	US GLOBAL JETS ETF	\$ 20.10	\$ 18.93	\$ 17.71	\$ 21.60	\$ 18.13
	AAPL	\$ 179.66	Apple Inc	\$ 170.73	\$ 183.81	\$ 185.94	\$ 196.62	\$ 166.69
	KRE	\$ 47.61	SPDR S&P REGIONAL BANKING ETF	\$ 49.57	\$ 48.15	\$ 48.19	\$ 54.23	\$ 42.43
	TSLA	\$ 202.64	Tesla Inc	\$ 175.34	\$ 212.50	\$ 237.16	\$ 230.93	\$ 152.87
	CLOU	\$ 22.16	GLOBAL X CLOUD COMPUTING ETF IV	\$ 21.79	\$ 21.52	\$ 21.00	\$ 24.38	\$ 20.23
	EMLC	\$ 24.72	VanEck J. P. Morgan EM Local Currency Bond ETF	\$ 24.92	\$ 24.84	\$ 24.68	\$ 25.49	\$ 24.10
	EWZ	\$ 33.20	ISHARES MSCI BRAZIL ETF	\$ 32.39	\$ 32.95	\$ 33.04	\$ 35.44	\$ 30.34
	PBW	\$ 23.96	INVSC WILDERHILL CLEAN ENERGY ETF	\$ 23.46	\$ 26.46	\$ 28.44	\$ 28.45	\$ 19.54
	PICK	\$ 39.93	ISHARES MSCI GLL MET MIN PROD ETF	\$ 40.35	\$ 40.37	\$ 41.03	\$ 43.22	\$ 36.81
	RWX	\$ 25.03	SPDR DOW JONES INTER REAL ESTATE ETF	\$ 25.63	\$ 25.49	\$ 25.72	\$ 26.89	\$ 23.80
	SIL	\$ 23.76	GLOBAL X SILVER MINERS ETF	\$ 25.39	\$ 25.49	\$ 26.85	\$ 28.02	\$ 20.89
	SJB	\$ 17.30	PROSHARES SHORT HIGH YIELD ETF	\$ 17.26	\$ 17.58	\$ 17.76	\$ 17.75	\$ 16.87
	TAN	\$ 44.18	INVSC SOLAR ETF	\$ 45.77	\$ 47.28	\$ 49.51	\$ 52.92	\$ 35.94
	TLT	\$ 94.47	ISHARES 20 PLS YEAR TREASURY BND ETF	\$ 95.73	\$ 94.34	\$ 93.96	\$ 100.08	\$ 88.84
	UNG	\$ 16.42	US Natural Gas Fd	\$ 16.13	\$ 20.66	\$ 23.40	\$ 21.72	\$ 11.37
	QID	\$ 9.03	PROSHARES TR ULTRASHORT QQQ ETF	\$ 9.31	\$ 10.78	\$ 12.12	\$ 10.67	\$ 8.14
	SDOW	\$ 16.74	PROSHARES ULTRAPRO SHT DW 30 ETF	\$ 17.24	\$ 19.38	\$ 21.97	\$ 19.03	\$ 15.16
	UNL	\$ 7.99	UNITED STATES 12 MT NATURAL GAS ETF	\$ 7.97	\$ 8.93	\$ 9.47	\$ 9.16	\$ 6.58
	UUP	\$ 28.04	INVESCO DB US DOLLAR INDEX BULLISH F	\$ 27.78	\$ 28.23	\$ 28.06	\$ 28.81	\$ 27.15
	TZA	\$ 18.20	DIREXION DAILY SMALL CAP BEAR 3X ETF	\$ 18.03	\$ 22.88	\$ 26.26	\$ 24.80	\$ 14.42
	SDS	\$ 26.14	Proshares Trust ULTRASHORT S&P 500	\$ 26.30	\$ 30.00	\$ 33.43	\$ 29.42	\$ 24.47
	SQQQ	\$ 10.49	PROSHARES ULTRAPRO SHORT QQQ ETF	\$ 10.96	\$ 13.92	\$ 16.63	\$ 13.55	\$ 8.81
	SPXS	\$ 9.38	Direxion DAILY S&P 500 BEAR 3X SHS	\$ 9.47	\$ 11.58	\$ 13.67	\$ 11.22	\$ 8.44
79.1%	82.9%	79.8%	79.8%	79.8%	% BULLISH			

WK₄TD₄